

How to program TV(Power) or TV Control(OK, Source, Vol -, Vol +) keys

1-1 Press and hold **5 Sec**

1-2 LED Blink

1-3 LED ON

2-1 Press a key **5 Learning Keys**

2-2 LED Blink

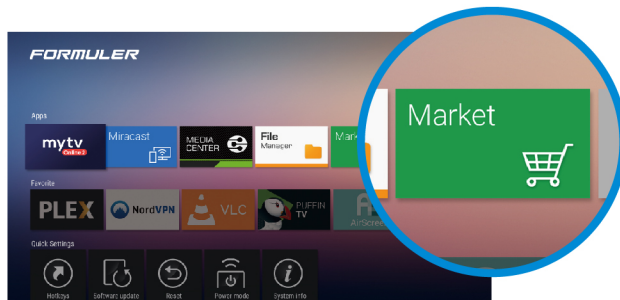
2-3 Press the TV key **3cm**

3-1 LED 3 Blink

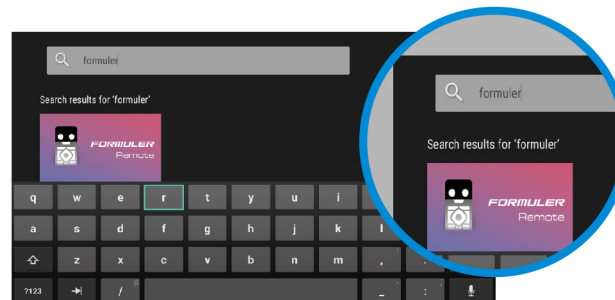
3-2 LED ON **Learning key input succeed**
* Repeat step 2 for other keys

4 Press OK to EXIT

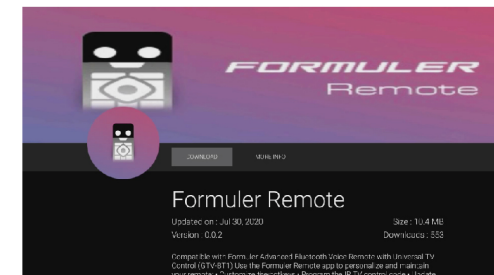
Download the Formuler Remote app



1 Go to FORMULER Market




2 Search for "Formuler Remote" app in FORMULER Market

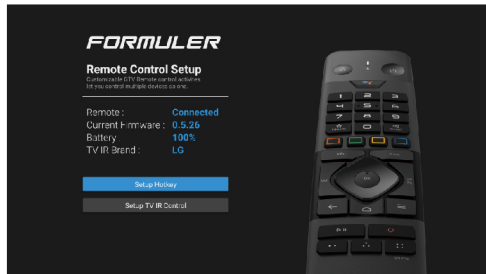


3 Install "Formuler Remote" app

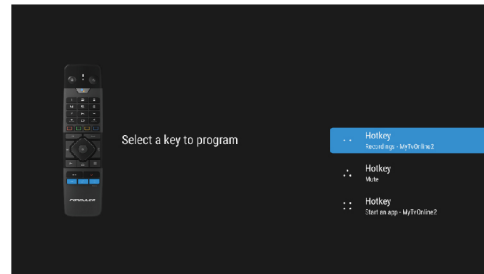
Program Hotkeys



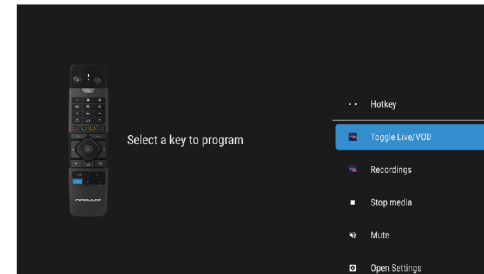
Open Formuler Remote app



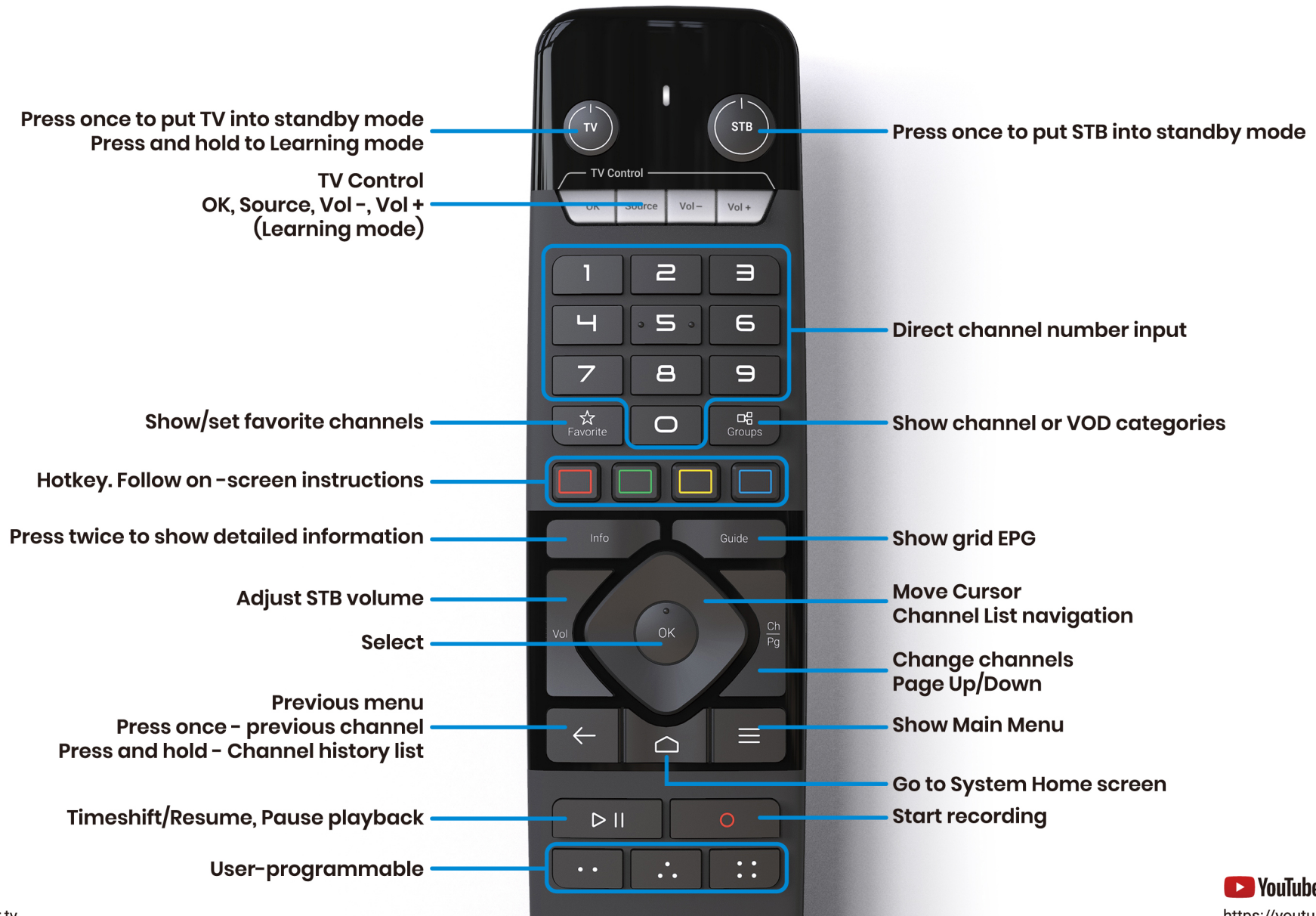
1 Select "Setup Hotkeys"



2 Select the hotkey



3 Select the hotkey behavior



Powered by
androidtv

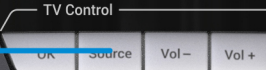
Press once to put TV into standby mode
Press and hold to Learning mode



Press once to put STB into standby mode



TV Control
OK, Source, Vol -, Vol +
(Learning mode)



Text Input Mode >> Direct number input

Adjust STB volume



Move Cursor

Select

Go Back



Show Menu

Go to System Home screen

